



Burnage Lane, Manchester, M19 1ER

☎ 0161 432 1527 📠 0161 442 7158

@ office@burnage.manchester.sch.uk

🌐 www.burnage.manchester.sch.uk

🐦 twitter.com/Burnage_Academy

اگر آپ اس پیغام کو اردو میں ترجمہ کرنا چاہتے ہیں تو براہ کرم ہماری ویب سائٹ ملاحظہ کریں اور "ترجمہ" ٹیب پر کلک کریں
https://burnage.manchester.sch.uk/parents-and-students/dashboard
إذا كنت تريد ترجمة هذه الرسالة إلى العربية يرجى زيارة موقعنا على الانترنت
وانقر على علامة التبويب "ترجمة"

https://burnage.manchester.sch.uk/parents-and-students/dashboard

1 July 2021

Dear Parent/Carer,

Testing for Covid-19

In line with guidance issued to all schools across Manchester, we will restart supervised on-site Lateral Flow testing for Covid-19 for pupils with consent. This will begin in school on Friday 2 July. The aim of the testing is to pick up infections with no symptoms and to prevent the virus from spreading.

Following our recent closure and deep-clean, we would like to reassure you that we are taking every possible measure to ensure that the school remains as safe as possible. A recent visit from the Lead Health and Safety Officer at Manchester City Council confirmed that our risk assessments and measures are robust and being followed well at school. On-site testing of pupils with consent will support us in ensuring the safety of pupils, staff and the wider community.

In addition to on-site testing, pupils should continue to use the Lateral Flow Devices provided by the school to carry out tests at home twice weekly. Tests should be conducted at home on Sunday and Wednesday each week. Please see below for guidance on how to conduct the test safely, or watch this clip on YouTube:

<https://www.youtube.com/watch?v=S9XR8RZxKNo>. It is essential that all test results are recorded, even if negative. You can do this by visiting the Government website here:

<https://www.gov.uk/report-covid19-result>







'Be the best you can be'



NHS
Test and Trace

Four easy stages of a rapid COVID-19 self-test

 <p>1 Set-up: sanitise testing area and hands, unpack kit, read instructions</p>	 <p>2 Swab: throat then nose</p>
 <p>3 Process test: place swab in liquid in tube, squeeze liquid onto test device</p>	 <p>4 Read result: ensure test device is on a flat surface, wait and read result at 30 minutes</p>

Lateral Flow testing is only to be used for pupils who show no symptoms of Covid-19 (a high temperature, new or persistent cough, loss of sense of taste/smell, sore throat, runny nose). Anyone with any symptoms of Covid-19 must isolate immediately and take a PCR test. The quickest way to get a PCR test is to book an appointment online and go to the nearest test centre. Information about booking a PCR test is available on the Government website: <https://www.gov.uk/get-coronavirus-test>.

We would like to thank you for your cooperation in this matter – we are aware that it has been a challenging time for everyone and are grateful for the resilience being shown by all pupils.

Best wishes



Karl Harrison
Headteacher